

How to Download eMediaLibrary eBooks to a Computer, Nook Simple Touch, and Similar eReaders


You will need:

- ◆ Indian Prairie Public Library (IPPL) card
- ◆ Compatible computer and device
- ◆ Adobe Digital Editions (free downloadable software)
- ◆ Adobe ID

1 INSTALL

Go to ippl.info and click on the eLibrary button on the right side of the page. Then, click on eBOOKS.

Click on the DOWNLOAD ADOBE DIGITAL EDITIONS link under eMediaLibrary. Select the preferred platform (Windows or Mac) and install the software on your computer. Once the program opens, click HELP and select AUTHORIZE COMPUTER. If you do not currently have an Adobe ID, click CREATE AN ADOBE ID.



2 SIGN IN

Return to the IPPL eLibrary page and click eMEDIALIBRARY. You are now at the catalog for eBooks. Click the blue SIGN IN button. Choose Indian Prairie Public Library.

- Enter your library card number.
- Click SIGN IN.

3 BROWSE

If you know the title or author, use the search box.

If you want to browse, click COLLECTIONS, then ALL FICTION or ALL NONFICTION under eBOOKS.

Use the choices on the left side of the screen to limit your search results.

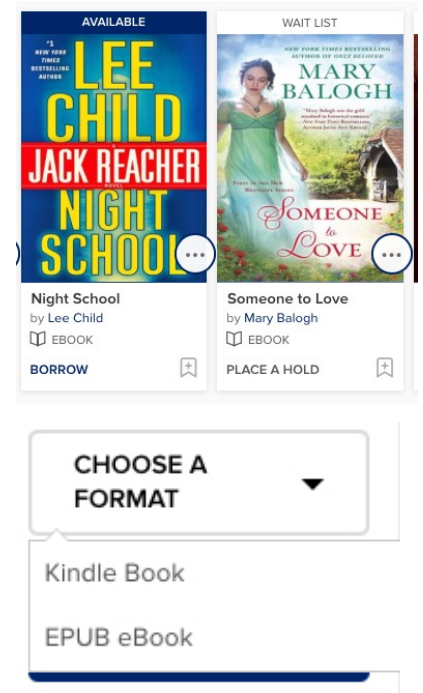
4 CHECK OUT

Note the bar atop each book jacket: if there is a **blue bar**, the book is available, if there is a **white bar**, the book is not available for immediate checkout.

Under the book jacket of the title you want, click BORROW and go to your LOANS page.

Select CHOOSE A FORMAT, and check the box for EPUB BOOK, then click CONFIRM. The item will open in Adobe Digital Editions.

If the title is not available, PLACE A HOLD. You will be notified when the item is available.



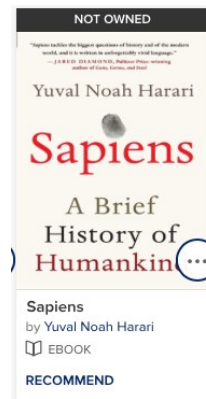
5 READ

- To read your eBook, open Adobe Digital Editions.
- Click LIBRARY in the upper left corner of the screen.
- Connect your device to the computer via USB cord.
- An icon for your device will be displayed under BOOKSHELVES on the left.
- Click on the eBook and drag it to your device icon. A green plus sign will appear. Release the title and it will be transferred to your device.
- Eject your device from your computer. The title is now available to read on your device.

If you want to return the eBook early, right click on the eBook cover in Adobe Digital Editions and select RETURN BORROWED ITEM.

Don't see the title you want?

After a search, choose RECOMMEND TO LIBRARY on the left side under AVAILABILITY. Suggest titles for purchase by tapping RECOMMEND below the book jacket. You will be notified if the title is added to the collection.



How to Download eBooks to Nook Simple Touch, Sony eReader, Kobo, and Similar eReaders


More info

- Five checkouts per card
- Five holds per card
- Choose 7, 14, or 21-day checkouts
- No late fees
- Titles can be returned early
- Holds can be suspended

NEED MORE HELP?

Call the Ask Us Desk at 630/887-8760 ext. 241.

Visit ippl.info and click on eLIBRARY.



Indian Prairie Public Library
401 Plainfield Rd., Darien, IL 60561
630/887-8760
ippl.info