


How to Download eReadIllinois eBooks to a Computer, Nook Simple Touch, and Similar eReaders

You will need:

- ◆ Indian Prairie Public Library (IPPL) card
- ◆ Compatible computer and device
- ◆ Adobe Digital Editions (free downloadable software)
- ◆ Adobe ID

1 INSTALL

Go to ippl.info and click on the eLibrary button on the right side of the page. Then, click on eBOOKS.



Click on the DOWNLOAD ADOBE DIGITAL EDITIONS link under eReadIllinois. Select the preferred platform (Windows or Mac) and install the software on your computer. Once the program opens, click HELP and select AUTHORIZE COMPUTER. If you do not currently have an Adobe ID, click CREATE AN ADOBE ID.

2 LOGIN

Return to the IPPL eLibrary page and click on eREADILLINOIS. You are now at the catalog for eBooks.

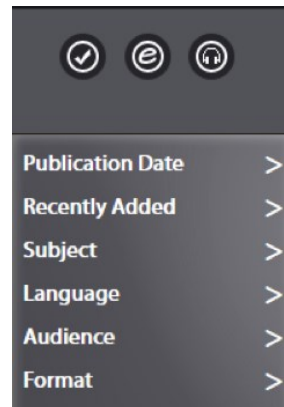
- In the top right corner, click LOGIN.
- Enter your library card number and click LOGIN.
- Click ACCOUNT in the top right corner of the page to add your email address (required to place holds).

3 BROWSE

If you know the title or author, use the search box in the upper right corner.




If you want to browse, click BROWSE BY SUBJECT and select a genre. Once you are exploring a particular area (example: FICTION), you can narrow your search by using the options in the left menu.




4 AVAILABILITY

Note the upper right corner of each book jacket. If there is a DARK GRAY e, the book is available for immediate checkout; if there is a LIGHT GRAY e, the book is not available and can be placed on hold.



5 CHECKOUT

Click the book jacket of the title you want. Click the CHECKOUT button.



6 READ

Hover over the book jacket and click DOWNLOAD. The book will open in Adobe Digital Editions.



Transfer to an eReader:

- In the upper left corner of Adobe Digital Editions, click LIBRARY.
- Connect your device to the computer via USB cord.
- An icon for your device will be displayed in the left menu under BOOKSHELVES.
- Click on the eBook and drag it to your device icon. A green plus sign will appear. Release the title and it will be transferred to your device.
- Eject your device from your computer. The title is now available to read on your device.

If you want to return the eBook early, right click the eBook cover in Adobe Digital Editions and select RETURN BORROWED ITEM.

More info

- Five checkouts per card
- Five holds per card
- 21-day checkout
- No late fees
- Titles can be returned early
- Holds can be suspended

How to Download eBooks to a Computer, Nook Simple Touch, and Similar eReaders



NEED MORE HELP?

Call the Ask Us Desk at 630/887-8760 ext. 241.

Visit ippl.info and click on eLIBRARY.

