















































Shortcut Keys for Windows 10

This guide lists shortcut keys that you can use from the desktop in Windows 10.

Shortcut	Description
Windows key 	Open and close the Start menu.
 +1,  +2, etc.	Switch to the desktop and launch the <i>n</i> th application in the taskbar. For example,  +1 launches whichever application is first in the list, numbered from left to right.
 +A	Open the action center.
 +B	Highlight the notification area.
 +C	Launch Cortana into listening mode. ¹ Users can begin to speak to Cortana immediately.
 +D	Switch between Show Desktop (hides/shows any applications and other windows) and the previous state.
 +E	Switch to the desktop and launch File Explorer with the Quick Access tab displayed.
 +H	Open the Share  charm.
 +I	Open the Settings  app.
 +K	Open the Connect pane to connect to wireless displays and audio devices.
 +L	Lock the device and go to the Lock screen.
 +M	Switch to the desktop and minimize all open windows.
 +O	Lock device orientation.
 +P	Open the Project pane to search and connect to external displays and projectors.
 +R	Display the Run dialog box.
 +S	Launch Cortana. ² Users can begin to type a query immediately.
 +T	Cycle through the apps on the taskbar.
 +U	Launch the Ease of Access Center.
 +V	Cycle through notifications.
 +X	Open the advanced menu in the lower-left corner of the screen.
 +Z	Open the app-specific command bar.
 +ENTER	Launch Narrator.
 +SPACEBAR	Switch input language and keyboard layout.
 +TAB	Open Task view.
 +,	Peek at the desktop.
 +Plus Sign	Zoom in.

¹ If Cortana is unavailable or disabled, this shortcut has no function.

² Cortana is only available in certain countries/regions, and some Cortana features might not be available everywhere. If Cortana is unavailable or disabled, this command opens Search.

 +Minus Sign	Zoom out.
 +ESCAPE	Close Magnifier.
 +LEFT ARROW	Dock the active window to the left half of the monitor.
 +RIGHT ARROW	Dock the active window to the right half of the monitor.
 +UP ARROW	Maximize the active window vertically and horizontally.
 +DOWN ARROW	Restore or minimize the active window.
 +SHIFT+UP ARROW	Maximize the active window vertically, maintaining the current width.
 +SHIFT+ DOWN ARROW	Restore or minimize the active window vertically, maintaining the current width.
 +SHIFT+LEFT ARROW	With multiple monitors, move the active window to the monitor on the left.
 +SHIFT+RIGHT ARROW	With multiple monitors, move the active window to the monitor on the right.
 +HOME	Minimize all nonactive windows; restore on second keystroke.
 +PRNT SCRN	Take a picture of the screen and place it in the Computer>Pictures>Screenshots folder.
 +CTRL+LEFT/RIGHT arrow	Switch to the next or previous virtual desktop.
 +CTRL+D	Create a new virtual desktop.
 +CTRL+F4	Close the current virtual desktop.
 +?	Launch the Windows Feedback App.

Resources

- Microsoft IT Showcase Productivity- <http://microsoft.com/itshowcase/Productivity>
- Windows - <http://windows.microsoft.com>
- Lynda.com - <http://lynda.com/portal/sip?org=ippl.info>
- GCF Learn - <http://www.gcflearnfree.org/windows/windows10>